

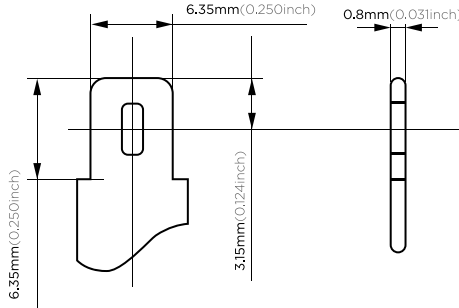


Your Replacement Battery Source

BCH-12120F2

Rechargeable Sealed Lead Acid Battery
High Rate Series

(12V 12Ah)

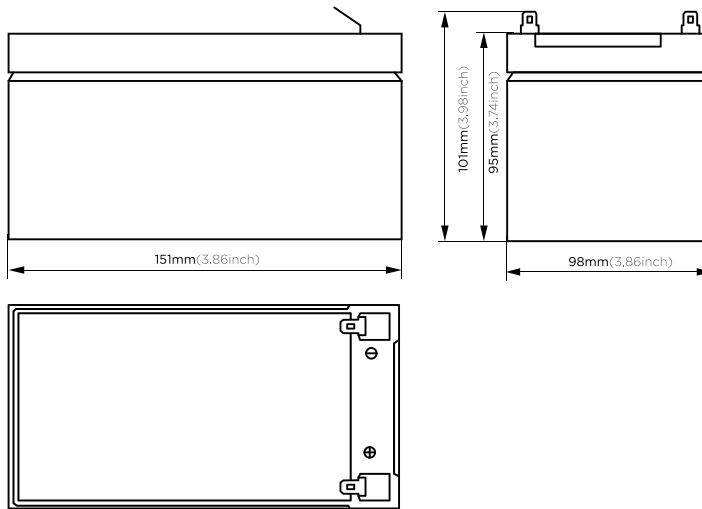


Terminal Dimensions

General Series Valve Regulated Lead Acid batteries are designed with AGM (Absorbent Glass Mat) technology, high performance plates and electrolyte to gain extra power output for many commonly used applications. Special one-way valves allow excessive gases to escape but otherwise the battery is completely sealed and therefore maintenance-free, leak proof and usable in any position

Application

- Alarm System
- Cable Television
- Communication Equipment
- Control Equipment
- Security System
- Medical Equipment
- UPS
- Emergency Power System
- Toys



Battery Construction

Component	Positive plate	Negative plate	Container	Cover	Safety valve	Terminal	Separator	Electrolyte
Raw material	Lead dioxide	Lead	ABS	ABS	Rubber	Copper	Fiberglass	Sulfuric acid

General Features

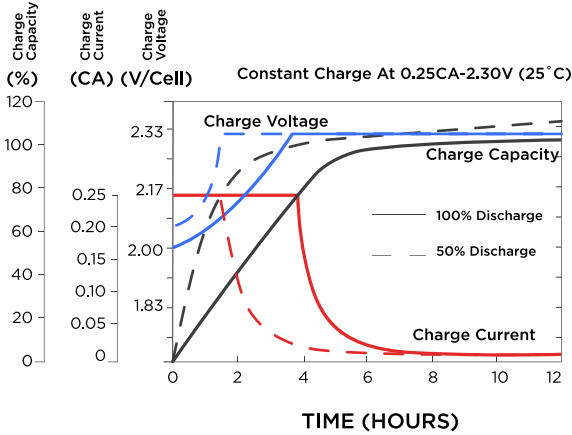
- Superb high-rate discharge characteristics that ensure reliable performance in UPS applications.
- Sealed non-spillable maintenance free operation.
- Flexible installation in any position.
- ABS containers and covers (UL-94HB, UL94V0) optional.
- VRLA Absorbent Glass Mat (AGM) Technology guarantees safe operation without maintenance.
- Approved for transport by air. D.O.T., I.A.T.A. and F.A.A. certified.
- High quality and high reliability.
- Exceptional deep discharge recovery performance.
- Low self-discharge characteristics

Performance Characteristics

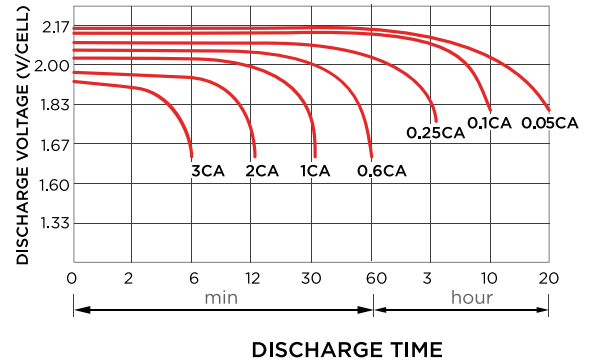
Designed Floating Life	5 Years			
Capacity (25°C)	20HR(0.67A,1.75V)	10HR(1.3A,1.75V)	5HR(2.2A,1.75V)	1HR(8.45A,1.75V)
	12.2AH	12AH	10AH	8AH
Dimensions	Length	Width	Height	Total Height
	151mm(5.94inch)	98mm(3.86inch)	95mm(3.74inch)	101mm(3.98inch)
Approx. Weight	3.5kg(7.71lbs)			
Internal Resistance	Full charged at 25°C: 0.021 Ohm			
Self Discharge	3% of capacity declined per month at (25°C)			
Capacity Affected by Temp. (20HR)	40°C	25°C	0°C	-15°C
	102%	100%	85%	65%
Charge Voltage (25°C)	Cycle use		Float use	
	14.4-15V(-30mV/°C), max. Current: 3.9A		13.6-13.8V(-20mV/°C)	

(Note)The above characteristics data are average values obtained within three charge/discharge cycles not the minimum values.

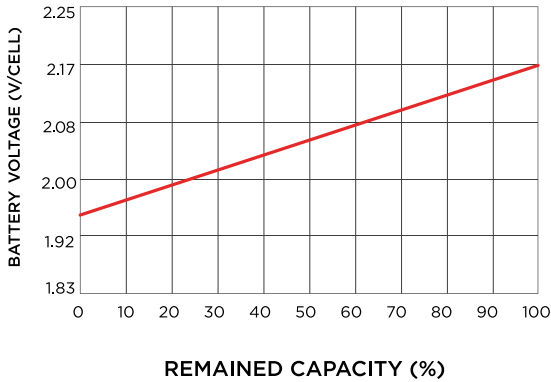
Charge characteristic



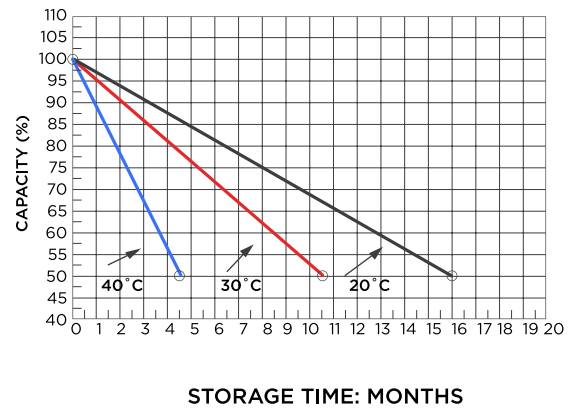
Discharge characteristic (25°C)



Relationship of OCV and state of charge



Self-discharge characteristic



Constant current discharge ratings-amperes at 77°F 25°C

F. V / Time	5 min	10 min	15 min	30 min	1HR	3HR	5HR	10HR	20HR
1.60V	65.0	40.4	30.5	18.6	9.38	4.12	2.52	1.37	0.74
1.67V	61.0	38.4	29.3	17.8	9.26	3.96	2.46	1.36	0.71
1.70V	55.9	37.0	28.7	16.2	8.98	3.70	2.41	1.35	0.70
1.75V	54.8	35.8	27.7	15.4	8.55	3.57	2.36	1.35	0.69
1.80V	49.0	34.2	25.2	14.2	8.01	3.43	2.22	1.32	0.67
1.85V	43.3	32.6	22.6	13.1	7.46	3.31	2.08	1.30	0.65

Constant power discharge ratings-watts at 77°F 25°C

F. V / Time	5 min	10 min	15 min	30 min	1HR	3HR	5HR	10HR	20HR
1.60V	114.0	73.0	55.7	33.5	16.9	7.30	4.25	2.82	1.48
1.67V	110.0	71.2	55.0	32.8	16.8	7.08	4.24	2.80	1.43
1.70V	103.6	70.5	54.5	30.7	16.5	6.76	4.18	2.78	1.41
1.75V	104.3	70.3	54.1	29.8	16.2	6.60	4.14	2.75	1.37
1.80V	95.4	69.2	50.1	28.4	15.3	6.41	4.02	2.71	1.34
1.85V	86.5	65.7	45.5	26.6	14.4	6.21	3.89	2.62	1.32